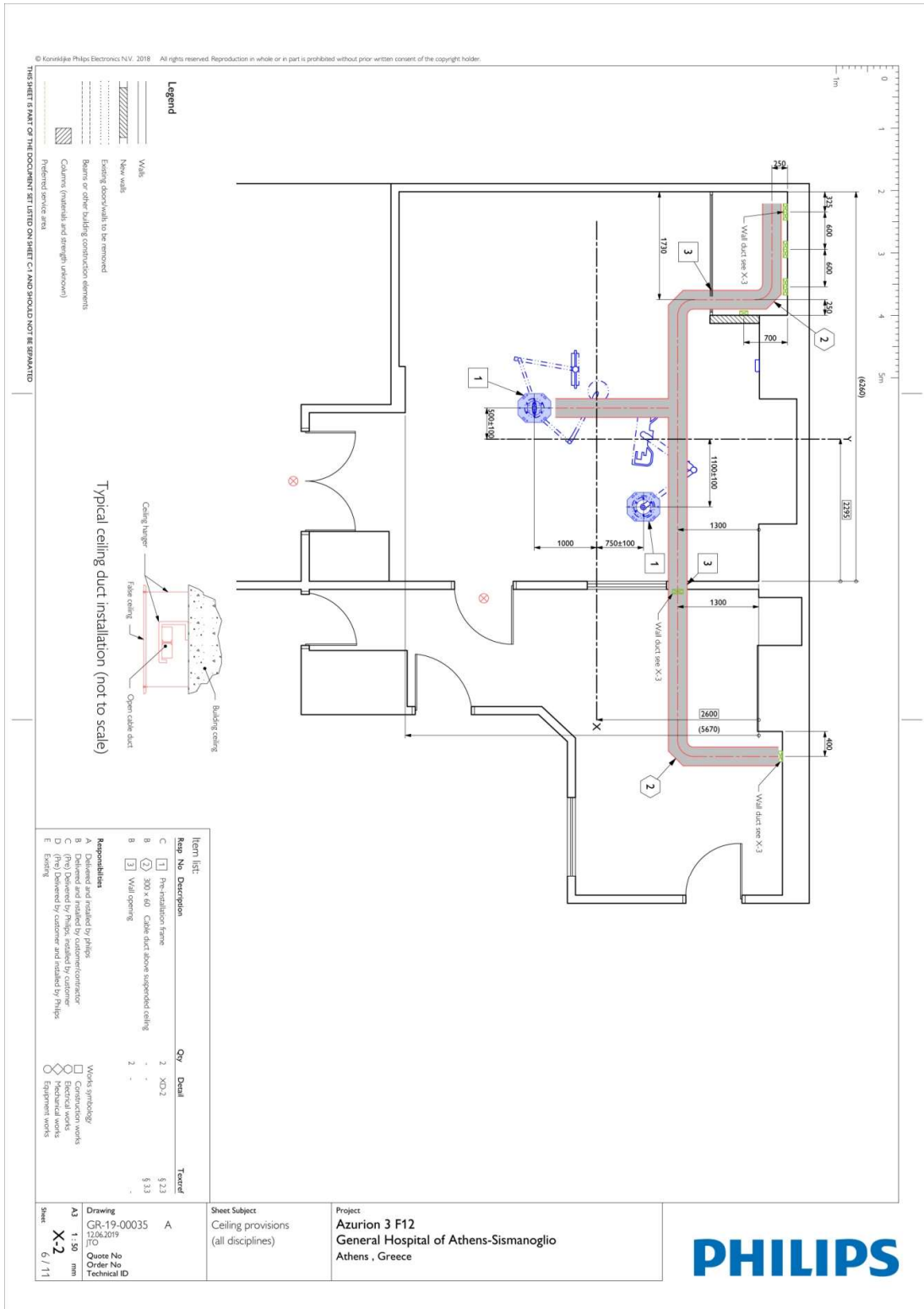


Σχ. 2



Σχ 3.

© Koninklijke Philips Electronics N.V. 2018. All rights reserved. Reproduction in whole or in part is prohibited without prior written consent of the copyright holder.



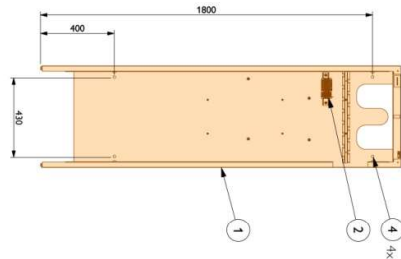
Item list: <table border="1"> <thead> <tr> <th>Item No.</th> <th>Description</th> <th>Qty</th> <th>Detail</th> <th>Forecast</th> </tr> </thead> <tbody> <tr><td>B (1)</td><td>Phase switch</td><td>1</td><td>-</td><td>5.32</td></tr> <tr><td>B (2)</td><td>Earth reference terminal</td><td>1</td><td>-</td><td>5.32</td></tr> <tr><td>B (3)</td><td>Network connection 100Mbps RJ45</td><td>4</td><td>-</td><td>5.32</td></tr> <tr><td>B (4)</td><td>Power outlet (Philips dedicated)</td><td>12</td><td>-</td><td>5.32</td></tr> <tr><td>B (5)</td><td>Lead glass window</td><td>1</td><td>XD-4</td><td>5.16</td></tr> <tr><td>A (7)</td><td>Bracket provisions for control room connection box</td><td>12</td><td>XD-3</td><td>5.24</td></tr> <tr><td>B (8)</td><td>Provision for cabinet rear cover</td><td>1</td><td>-</td><td>-</td></tr> <tr><td>B (9)</td><td>Wall opening</td><td>1</td><td>-</td><td>-</td></tr> <tr><td>B (10)</td><td>130 x 70 Wall duct</td><td>-</td><td>-</td><td>5.33</td></tr> <tr><td>B (11)</td><td>170 x 70 Wall duct</td><td>-</td><td>-</td><td>5.32</td></tr> <tr><td>B (12)</td><td>X-ray ON warning light</td><td>1</td><td>-</td><td>5.32</td></tr> <tr><td>A (13)</td><td>Wall mounted bracket (WMB) provisions</td><td>1</td><td>XD-1</td><td>-</td></tr> <tr><td>A (14)</td><td>Wall mounted bracket (WMB) provisions</td><td>2</td><td>XD-3</td><td>-</td></tr> <tr><td>A (15)</td><td>UPS for X-ray Filter Card</td><td>1</td><td>-</td><td>-</td></tr> </tbody> </table>	Item No.	Description	Qty	Detail	Forecast	B (1)	Phase switch	1	-	5.32	B (2)	Earth reference terminal	1	-	5.32	B (3)	Network connection 100Mbps RJ45	4	-	5.32	B (4)	Power outlet (Philips dedicated)	12	-	5.32	B (5)	Lead glass window	1	XD-4	5.16	A (7)	Bracket provisions for control room connection box	12	XD-3	5.24	B (8)	Provision for cabinet rear cover	1	-	-	B (9)	Wall opening	1	-	-	B (10)	130 x 70 Wall duct	-	-	5.33	B (11)	170 x 70 Wall duct	-	-	5.32	B (12)	X-ray ON warning light	1	-	5.32	A (13)	Wall mounted bracket (WMB) provisions	1	XD-1	-	A (14)	Wall mounted bracket (WMB) provisions	2	XD-3	-	A (15)	UPS for X-ray Filter Card	1	-	-	Responsibilities: A Delivered and installed by Philips B Delivered and installed by customer/contractor C Delivered by Philips, installed by customer D Delivered by customer and installed by Philips E Erection	Work symbol: Construction works Electrical works Equipment works	Drawing GR-19-00035 12.06.2019 ITO	Sheet X-3 1 / 11
	Item No.	Description	Qty	Detail	Forecast																																																																										
B (1)	Phase switch	1	-	5.32																																																																											
B (2)	Earth reference terminal	1	-	5.32																																																																											
B (3)	Network connection 100Mbps RJ45	4	-	5.32																																																																											
B (4)	Power outlet (Philips dedicated)	12	-	5.32																																																																											
B (5)	Lead glass window	1	XD-4	5.16																																																																											
A (7)	Bracket provisions for control room connection box	12	XD-3	5.24																																																																											
B (8)	Provision for cabinet rear cover	1	-	-																																																																											
B (9)	Wall opening	1	-	-																																																																											
B (10)	130 x 70 Wall duct	-	-	5.33																																																																											
B (11)	170 x 70 Wall duct	-	-	5.32																																																																											
B (12)	X-ray ON warning light	1	-	5.32																																																																											
A (13)	Wall mounted bracket (WMB) provisions	1	XD-1	-																																																																											
A (14)	Wall mounted bracket (WMB) provisions	2	XD-3	-																																																																											
A (15)	UPS for X-ray Filter Card	1	-	-																																																																											
Project Azurion 3 F12 General Hospital of Athens-Sismanoglio Athens, Greece	Sheet Subject Wall provisions (all disciplines)																																																																														



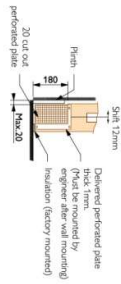
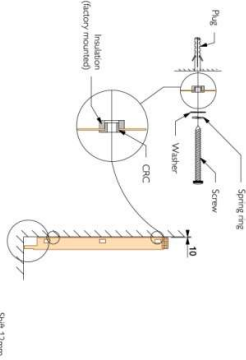
Σχ 6



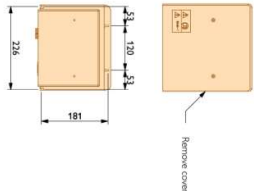
© Koninklijke Philips Electronics N.V. 2018. All rights reserved. Reproduction in whole or in part is prohibited without prior written consent of the copyright holder.



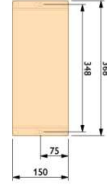
Detail - Wall mounting provision cabinets rear cover (scale 1:20)



Detail - Wall mounting provision cabinets rear Cover (not to scale)



Detail - Wall Connection Box Transmitter hole pattern for mounting



Detail - Wall mounted bracket

Item No.	Description	Qty	Detail	Tentative
A ①	Cabinet rear cover	-	-	-
A ②	Terminal Block	1	-	-
A ③	Cable management cabinet	1	-	-
A ④	Suitable blank material	8	-	-

Responsibilities

A Delivered and installed by Philips
 B Delivered and installed by customer/contractor
 C Delivered by Philips, installed by customer
 D Delivered by customer and installed by Philips
 E Etcetera

Works symbology

□ Construction works
 ○ Electrical works
 ⊗ Equipment works

THIS SHEET IS PART OF THE DOCUMENT SET LISTED ON SHEET C1 AND SHOULD NOT BE SEPARATED



Project: **Azurion 3 F12**
 General Hospital of Athens-Sismanoglio
 Athens, Greece

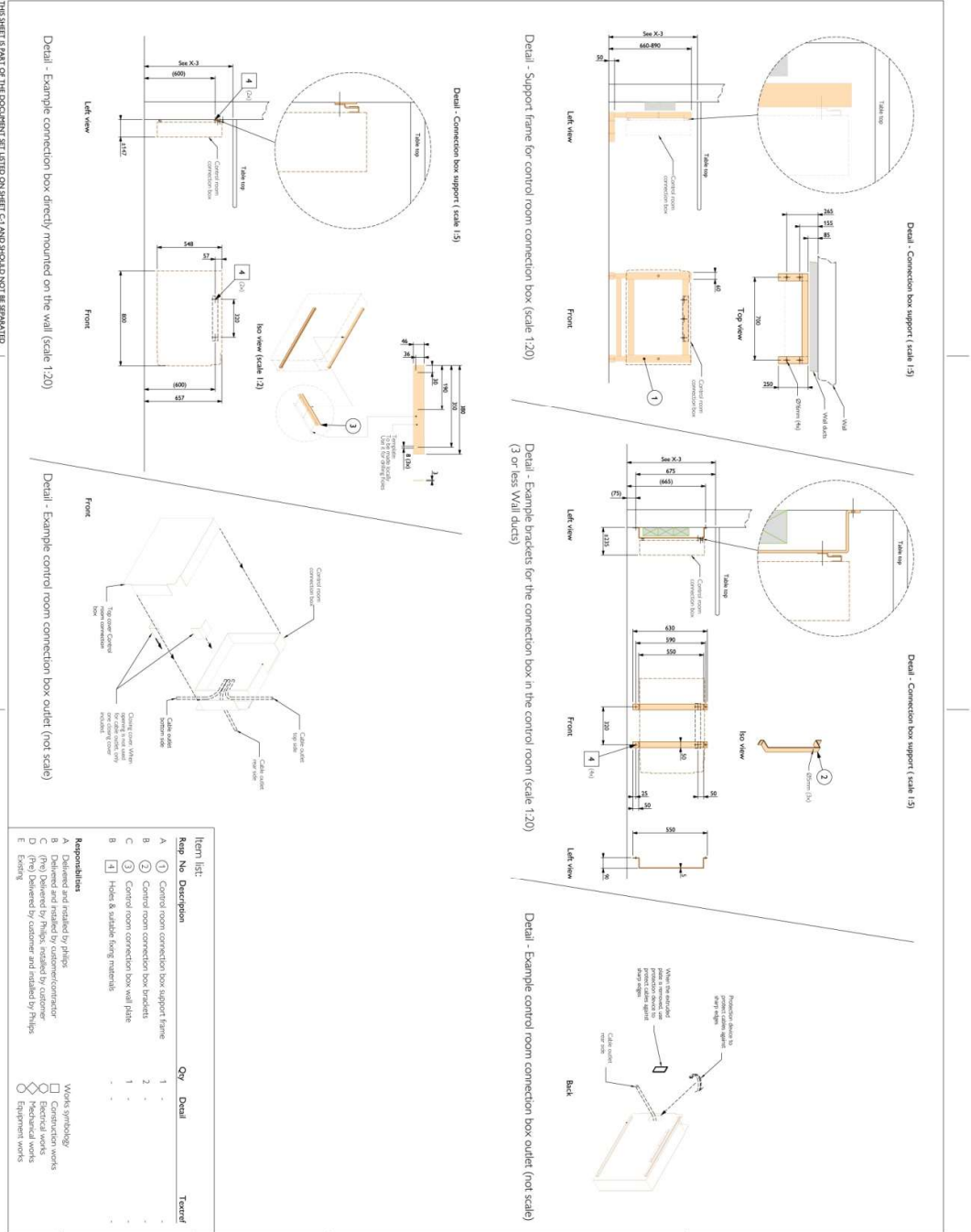
Sheet Subject: **Details 3**
 (all disciplines)

Drawing: **GR-19-00035**
 12.06.2019
 JTO

Quote No:
 Order No:
 Technical ID:

Scale: **1:30**
 mm
XD3
 Sheet: **10 / 11**

© Koninklijke Philips Electronics N.V. 2018. All rights reserved. Reproduction in whole or in part is prohibited without prior written consent of the copyright holder.



Item No.	Description	Qty.	Detail	Tentative
1	Control room connection box support frame	1	-	-
2	Control room connection box brackets	2	-	-
3	Control room connection box wall plate	1	-	-
4	Huber & Suhler being materials	-	-	-

Responsibilities

A Delivered and installed by Philips
 B Delivered and installed by customer/contractor
 C (Pkg) Delivered by Philips, installed by customer
 D Delivered by customer and installed by Philips
 E Existing

Workshop symbols:

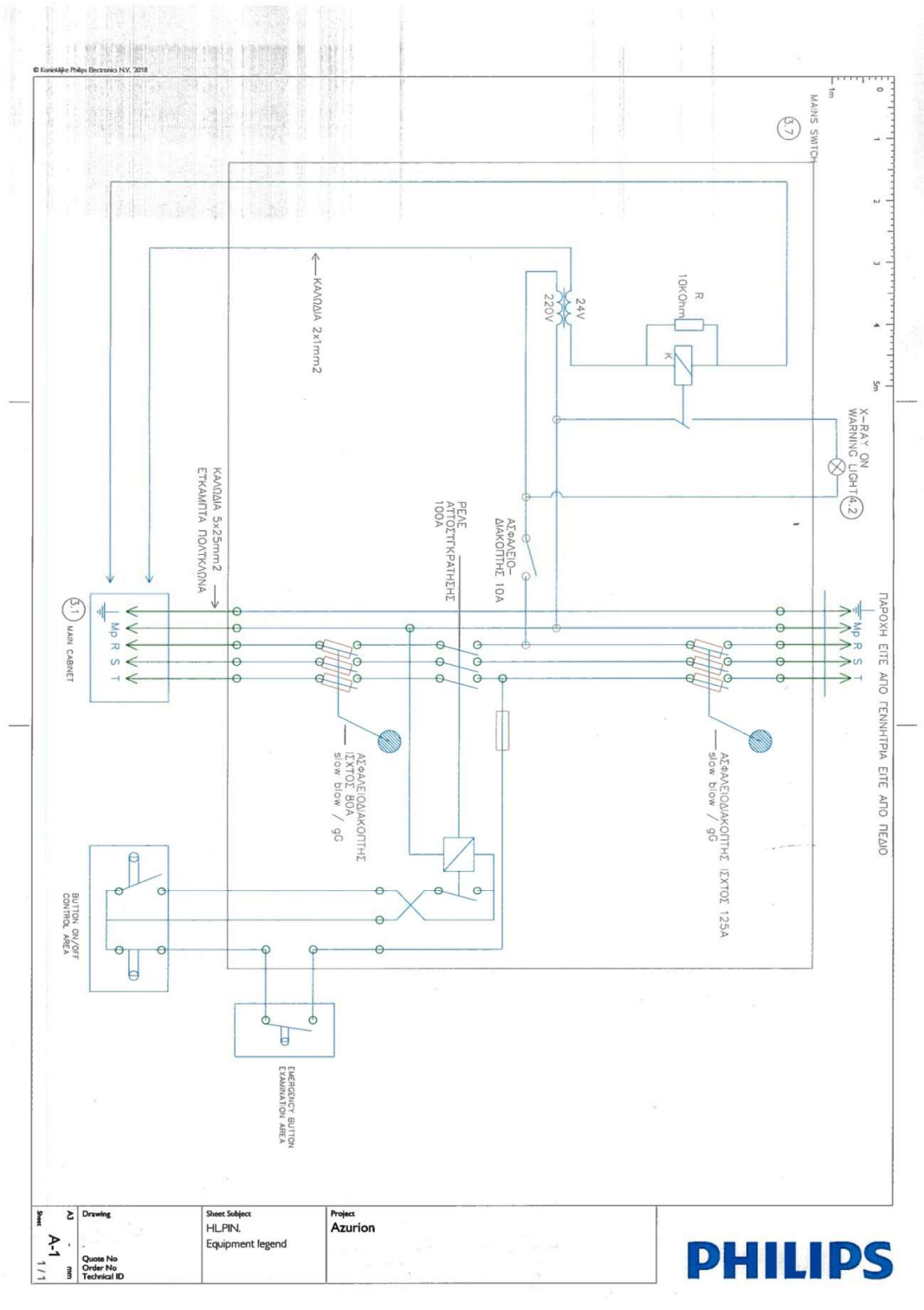
Construction works
 Electrical works
 Equipment works

Sheet Subject: Details 4 (all disciplines)

Project: Azurion 3 F12 General Hospital of Athens-Sismanoglio Athens, Greece



Drawing: GR-19-00035 A
 Date: 12.06.2019
 Scale: 1:1
 Sheet: XD4
 11 / 11



Σχ 10